









Activity	Take Your Feet Out/Mud Puddle	Level: K – Grade 3	Heather Nail	
Learning Intentions	<ul style="list-style-type: none"> ♪ Singing while moving expressively ♪ Exploration of contrasting movement ♪ Speech with body percussion ostinato ♪ Speech with found percussion ostinato accompaniment 			
Materials Needed	<ul style="list-style-type: none"> ♪ Found percussion (pots, pans, spoons, buckets, jars, etc.) ♪ Piano (optional) ♪ Visual of poem (optional) 			
Process	<ul style="list-style-type: none"> ♪ Sing song and teach by rote. Point out the similarities and differences of the first three phrases. ♪ Play the movement game; how would you move if your feet were in hot sand? Sticky mud? Icy snow? Explore movement and encourage the singing voices to match the movement. Accompany on the piano (if available) to reinforce the various tempi, articulations and dynamics. ♪ Introduce poem either visually or aurally. Use actions to reinforce each phrase. Can you say the poem in your head while doing the actions? Can you say the poem with actions while I do a different part (ostinato)? ♪ Teach ostinato. Transfer to body percussion and perform with poem. ♪ Transfer ostinato to found percussion, rehearse, and perform poem with percussion. 			
Extensions	<ul style="list-style-type: none"> ♪ Create a new ostinato part using other muddy words. 			
Assessment	Skills:	All the time	Sometimes	I have trouble
	I can move expressively while singing			
	I can speak a poem while performing actions			
	I can speak a poem while performing an ostinato	