










































PAL+ ARTS COMPONENTS AT-A-GLANCE

| June: At the Circus | | | | | |
|--|--|---|---|---|--|
| Children's Literature | | Fun with Classical Music | Fun with Drama | Fun with Yoga | Fun with Creative Movement & Dance |
| <i>Circus</i> - Lois Ehlert <i>Olivia Saves the Circus</i> - Ian Falconer | |  |  |  |  |
| WEEK ONE | LESSON ONE  |  LESSON 1 – ACTIVITY 1 Discuss What a Circus Is  LESSON 1 – ACTIVITY 2 Share the Story <i>Kai and the Very Grumpy Ringmaster</i>  LESSON 1 – ACTIVITY 3 Sing and Move Through Section A <i>Tritsch Tratsch Polka</i> |  LESSON 1 – ACTIVITY 1 Dramatize the Story <i>Olivia Saves the Circus</i>  |  LESSON 1 – ACTIVITY 1 Introduction to the Circus Poster  LESSON 1 – ACTIVITY 2 Balloon Breath  LESSON 1 – ACTIVITY 3 <i>We Are at the Circus Game</i> |  LESSON 1 – ACTIVITY 1 Bubble Space and Body Awareness  LESSON 1 – ACTIVITY 2 Circus Freeze Dance: Start vs.  |
| | LESSON TWO  |  LESSON 2 – ACTIVITY 1 Review: Sing and Move Through Section A <i>Tritsch Tratsch Polka</i>  LESSON 2 – ACTIVITY 2 Share and Discuss the Book <i>Circus</i>  LESSON 2 – ACTIVITY 3 Introduce Section B of <i>Tritsch Tratsch Polka</i> |  LESSON 2 – ACTIVITY 1 Juggling Station  LESSON 2 – ACTIVITY 2 Tightrope Station  LESSON 2 – ACTIVITY 3 Balancing Station  |  LESSON 2 – ACTIVITY 1 Review the Circus Poster  LESSON 2 – ACTIVITY 2 Balloon Breath with Colours  LESSON 2 – ACTIVITY 3 <i>We Are at the Circus Game</i> – Review with New Poses |  LESSON 2 – ACTIVITY 1 Bubble Space & Body Awareness with Scarves  LESSON 2 – ACTIVITY 2 <i>The Scarf Song</i>  LESSON 2 – ACTIVITY 3 Circus Painting  |
| | LESSON THREE  |  LESSON 3 – ACTIVITY 1 Review: Sections A and B of <i>Tritsch Tratsch Polka</i>  LESSON 3 – ACTIVITY 2 Sing and Move Through the Full Version of <i>Tritsch Tratsch Polka</i>  LESSON 3 – ACTIVITY 3 Add instruments to <i>Tritsch Tratsch Polka</i> |  LESSON 3 – ACTIVITY 1 Vendors in <i>Kai and the Very Grumpy Ringmaster</i>  LESSON 3 – ACTIVITY 2 Vendors in the book <i>Circus</i>  |  LESSON 3 – ACTIVITY 1 Preparation for the <i>Adventure to the Circus Part I</i>  LESSON 3 – ACTIVITY 2 <i>Adventure to the Circus Part I</i>  |  LESSON 3 – ACTIVITY 1 <i>The Funny Clown Song</i>  LESSON 3 – ACTIVITY 2 Circus Painting with Scarves  |
| | LESSON FOUR  |  LESSON 4 – ACTIVITY 1 Review Facts about Johann Strauss  LESSON 4 – ACTIVITY 2 Share the Music Map  LESSON 4 – ACTIVITY 3 Sing and Move to the Orchestral Music of <i>Tritsch Tratsch Polka</i> |  LESSON 4 – ACTIVITY 1 Organize Circus Performers  LESSON 4 – ACTIVITY 2 Circus Time  |  LESSON 4 – ACTIVITY 1 Preparation for the <i>Adventure to the Circus Part II</i>  LESSON 4 – ACTIVITY 2 <i>Adventure to the Circus Part II</i> |  LESSON 4 – ACTIVITY 1 Bubble Space with Scarves – Review  LESSON 4 – ACTIVITY 2 <i>The Funny Clown Song</i> – Review  LESSON 4 – ACTIVITY 3 <i>Circus Freeze Dance</i> – Review |
| WEEK TWO | WEEK THREE | WEEK FOUR | | | |