









Activity	Obwisana	Level: Grade 4 - 6	Heather Nail	
Learning Intentions	<ul style="list-style-type: none"><li>♪ Singing a traditional Ghanian folk song</li><li>♪ Beat competency</li><li>♪ Exploration of meter</li><li>♪ Creation of a stick pattern</li><li>♪ Form, including Coda</li></ul>			
Materials Needed	<ul style="list-style-type: none"><li>♪ "Sticks"; pencils, dowels, wooden spoons</li><li>♪ Drum (teacher)</li><li>♪ Form visuals (optional)</li></ul>			
Process	<ul style="list-style-type: none"><li>♪ Sing song and teach by rote. Point out the different phrase endings (re re mi/re re do). Discuss the translation.</li><li>♪ Keep the beat while singing. Try patterns of 2 (pat-clap), patterns of three (pat-clap-snap), and patterns of 4 (pat-clap-cross-snap). What patterns work the best with the song? (2 and 4)</li><li>♪ Transfer body percussion patterns to the "sticks" (pencils or wooden spoons). Demo and allow time for students to create and practice.</li><li>♪ Allow time for student creation; in patterns of 4 what options can you create? Tap the bottom of tops of the sticks, flip the sticks, tap on different body parts, be creative!</li><li>♪ Perform song (<i>drum accompaniment optional</i>) as a chain rondo: <b>A</b> (song), <b>B</b> (pattern of 2), <b>A, C</b> (pattern of 3), <b>A, D</b> (pattern of 4), <b>A, E</b> (students own creation), <b>A, Coda</b></li></ul>			
Extensions	<ul style="list-style-type: none"><li>♪ Create a coda to finish the form</li><li>♪ Sing while performing stick patterns</li></ul>			
Assessment	Skills:	All the time	Sometimes	I have trouble
	I can sing in a different language while keeping a beat			
	I can keep the beat in different patterns			
	I can perform my own beat pattern	