








# Mac's One Man Band

Activity	Mac's One Man Band	Level: K-Grade 3	Sue Harvie	
Learning Intentions	<ul style="list-style-type: none"> <li>♪ Sing expressively, matching pitch and using proper breath support, vowel sounds, consonants, and tone production</li> <li>♪ Accompany singing with appropriate body percussion (beat, accent, rhythm patterns) and transfer these to instruments.</li> <li>♪ Respond to simple instrumental scores on large charts.</li> <li>♪ Play rhythm instruments correctly</li> <li>♪ Accompany songs, stories and poems with appropriate instrumental effects.</li> <li>♪ Experiencing the isolation of Mi-Re-Do melody</li> <li>♪ Establish, reflect on, and reassess personal and group goals as musical performers, creators, interpreters, and audience members</li> </ul>			
Materials Needed	<ul style="list-style-type: none"> <li>♪ Book: <b>Musical Mac</b> by Brendan Kearey, Stirling Children's Books. NY 2019</li> <li>♪ Picture of Mac</li> <li>♪ Visuals of cued words and call-outs from the book.</li> <li>♪ Assortment of pitched and non-pitched instruments or found sound</li> <li>♪ Visual of cued text for 'This Old Man'</li> </ul>			
Process	<ul style="list-style-type: none"> <li>♪ Read <b>Musical Mac</b> performing word cues from the story: ie.               <div style="text-align: center; margin: 10px 0;">  <p>Sog-gy Bog Ta-lent Show!</p> </div> </li> <li>♪ <b>This Old Man:</b> Present text of song, adding the following Body Percussion cues one at a time; transferring to instrumentation as ready:               <ul style="list-style-type: none"> <li>• Numbers 1-8 and their corresponding rhymes → Snap → Metals</li> <li>• Knick Knack → Patschen → Shaker/Scrapers</li> <li>• Paddywack → Stamp → Skins</li> <li>• Give a dog a bone → Woods</li> </ul> </li> <li>♪ Prepare descending Mi-Re-Do on 'rolling home' and transfer to pitched percussion.</li> </ul>			
Extensions	<ul style="list-style-type: none"> <li>♪ Remember our old friend Mac the Millipede? He rose to fame because of his skills as a one man band. Give the students some time to create their own one man band with found sound.</li> <li>♪ Extend melody experiences by isolating ascending D-R-M-F-S on 'Give a dog a bone'.</li> </ul>			
Assessment	<b>Skills:</b>	All the time	Sometimes	I have trouble
	I can: perform 'Musical Mac' through speaking, singing and using sound affects			
	I can: play the instrument parts for 'This Old Man'			
	I can: be a one man band	