









Activity	Got The Beat!	Level: Grade 4 - 6	Heather Nail	
Learning Intentions	<ul style="list-style-type: none">♪ Speech; perform with clarity and expression♪ Body percussion ostinato♪ Composing a body percussion B section♪ Form: ABA (ternary)♪ Review of musical terminology and signs; <i>Ritardando and repeat sign</i>			
Materials Needed	<ul style="list-style-type: none">♪ Paper for writing student composition♪ Visual for A section speech♪ Space for body percussion/movement♪ Orff volume 1 (Margaret Murray edition), page 62, #3.			
Process	<ul style="list-style-type: none">♪ Teach speech, then body percussion ostinato, (A section). Allow time to rehearse. When ready, attempt performing the speech and body percussion simultaneously.♪ Once the A section is secure, introduce the B section. Students will compose within a given template; 6 beats of their choice, followed by two claps, repeat (remind about the repeat sign).♪ Rehearse and prepare to perform the body percussion composition including the 3rd phrase (clap, stomp, clap, stomp, clap, stomp, clap, clap. <i>Ritardando towards the end of this 3rd phrase</i>)♪ Perform piece in its entirety: ABA			
Extensions	<ul style="list-style-type: none">♪ Students can compose additional B sections to extend the form.			
Assessment	Skills:	All the time	Sometimes	I have trouble
	I can perform speech with body percussion			
	I can compose a body percussion pattern			
	I can perform my composition with accuracy	