
















May: Bugs					
	Children's Literature <i>I Love Bugs!</i> (Philemon Sturges) <i>Waiting for Wings</i> (Lois Ehlert)	Fun with Classical Music	Fun with Drama	Fun with Yoga	Fun with Creative Movement & Dance
WEEK ONE	<p><b>LESSON ONE</b></p> 	<p><b>LESSON 1 – ACTIVITY 1</b></p> <p>Brainstorm bugs inspired by <i>I Love Bugs!</i></p> <p><b>LESSON 1 – ACTIVITY 2</b></p> <p>Read <i>Bugsy and the Pizzicato Polka</i></p> <p><b>LESSON 1 – ACTIVITY 3</b></p> <p>Sing and move <b>A</b> <i>Pizzicato Polka</i></p>	<p><b>LESSON 1 – ACTIVITY 1</b></p> <p>Dramatize the book <i>I Love Bugs</i></p> 	<p><b>LESSON 1 – ACTIVITY 1</b></p> <p>Locate Vienna, Austria, on a map</p> <p><b>LESSON 1 – ACTIVITY 2</b></p> <p>Drishti Game with flower</p> <p><b>LESSON 1 – ACTIVITY 3</b></p> <p>Trotting Through Vienna Game</p>	<p><b>LESSON 1 – ACTIVITY 1</b></p> <p><i>Itsy Bitsy Spider</i> Explore levels - high and low </p> <p><b>LESSON 1 – ACTIVITY 2</b></p> <p><i>The Scarf Song</i></p> <p><b>LESSON 1 – ACTIVITY 3</b></p> <p><i>Waiting for Wings</i> Explore high and low</p>
WEEK TWO	<p><b>LESSON TWO</b></p> 	<p><b>LESSON 2 – ACTIVITY 1</b></p> <p>Review <b>A</b> <i>Pizzicato Polka</i></p> <p><b>LESSON 2 – ACTIVITY 2</b></p> <p>Introduce <b>B</b></p> <p><b>LESSON 2 – ACTIVITY 3</b></p> <p>Prepare <b>Introduction</b> Perform <b>Introduction</b>, <b>A</b>, <b>B</b>, <b>A</b></p>	<p><b>LESSON 2 – ACTIVITY 1</b></p> <p>Dramatize being bees and flowers</p> <p><b>LESSON 2 – ACTIVITY 2</b></p> <p>Teach <b>A</b> and <b>B</b> <i>Bzz Bzz Bumblebee</i></p> <p><b>LESSON 2 – ACTIVITY 3</b></p> <p><i>Bzz Bzz Bumblebee</i> Flowers and bees </p>	<p><b>LESSON 2 – ACTIVITY 1</b></p> <p>Review letter and location of Austria</p> <p><b>LESSON 2 – ACTIVITY 2</b></p> <p>Review <b>Drishti Game</b></p> <p><b>LESSON 2 – ACTIVITY 3</b></p> <p>Learn poses in <b>Trotting Through Vienna Game</b></p>	<p><b>LESSON 2 – ACTIVITY 1</b></p> <p>Making a Garden: Explore high and low</p> <p><b>LESSON 2 – ACTIVITY 2</b></p> <p><i>Waiting for Wings</i> Explore high and low</p>
WEEK THREE	<p><b>LESSON THREE</b></p> 	<p><b>LESSON 3 – ACTIVITY 1</b></p> <p>Review from beginning then introduce Section <b>C</b> <i>Pizzicato Polka</i></p> <p><b>LESSON 3 – ACTIVITY 2</b></p> <p>Introduce <b>D</b> <b>Coda</b></p> 	<p><b>LESSON 3 – ACTIVITY 1</b></p> <p>Entomologists in a <b>Bug Investigation Center</b></p> <p><b>LESSON 3 – ACTIVITY 2</b></p> <p>Entomologists sorting insects</p> 	<p><b>LESSON 3 – ACTIVITY 1</b></p> <p>Preparation for <i>Adventure to Vienna Part I</i></p> <p><b>LESSON 3 – ACTIVITY 2</b></p> <p><i>Adventure to Vienna Part I</i></p> 	<p><b>LESSON 3 – ACTIVITY 1</b></p> <p><i>Caterpillar, Butterfly</i> Patterns with high and low</p> <p><b>LESSON 3 – ACTIVITY 2</b></p> <p><i>The Caterpillar Song</i> Explore high and low</p> 
WEEK FOUR	<p><b>LESSON FOUR</b></p> 	<p><b>LESSON 4 – ACTIVITY 1</b></p> <p>Review form and perform <i>Pizzicato Polka</i></p> <p><b>LESSON 4 – ACTIVITY 2</b></p> <p>Introduce Johann Strauss</p>	<p><b>LESSON 4 – ACTIVITY 1</b></p> <p><i>2-4-6-8 Bug Detective Song</i> Teach Section <b>A</b></p> <p><b>LESSON 4 – ACTIVITY 2</b></p> <p>Add Section <b>B</b></p> 	<p><b>LESSON 4 – ACTIVITY 1</b></p> <p>Preparation for <i>Adventure to Vienna Part II</i></p> <p><b>LESSON 4 – ACTIVITY 2</b></p> <p><i>Adventure to Vienna Part II</i></p>	<p><b>LESSON 4 – ACTIVITY 1</b></p> <p>Low and High Poses: Listening, exploring and responding to sound.</p> <p><b>LESSON 4 – ACTIVITY 2</b></p> <p><i>The Butterfly Song</i> Mirroring and body awareness </p>